



USDA, APHIS, VETERINARY SERVICES



ILLINOIS

ANIMAL

IDENTIFICATION

September 2010



John "JEB" Boyd- AIC

Contents

Title Page.....1

Table of Contents.....2 - 3

Cattle Back Tags.....4

Official USDA Ear Tag – National Uniform Ear Tagging System.....5

Brucellosis Vaccination Tag.....6

Brucellosis CalfhooD Vaccination Tattoo.....7

Reactor Ear Tag.....8

Swine Back Tag.....9

Swine Slap Tattoo.....10

Premises Identification Number (PIN) Tag for Slaughter Swine.....11

Swine / Small Ruminant Identification/Cervid Tag.....12

Scrapie Flock Certification Program Tag.....13

Scrapie ID Tag Request Form.....14

USDA Approved Scrapie Tag- Serial Tag (Dog house style)15

USDA approved Scrapie Tag (Dog House Tag).....16

Scrapie Program Slaughter Only Tag (Serial).....17

Scrapie Program- Tattoo.....18

Scrapie Identification Requirements for Sheep & Goats.....19 - 21

Scrapie Program Poster (Sheep and Goat Dealers, Haulers and Buyers).....22

Scrapie Program Poster (Slaughter Plants In Illinois).....23

Scrapie Program Poster (Sheep and Goat Owners).....24

Animal Identification Number (AIN).....25

Equine Lip Tattoo.....26

Federal Equine Back Tag.....27

Equine Microchip Implants.....	28
Poultry Leg Band.....	29
Button Seal.....	30
Ball Seal.....	31
State Codes - Numerically Arranged.....	32

Cattle Back Tag

Tag Information	Description
Program Use	Brucellosis, Tuberculosis and other Cattle Disease Programs
Material Type	Paper
Color	White or Yellow
Species Used On	Mainly cattle. But can be used on other species.
Data on Front (Example)	State Code - Market Code Barcodes 4 numbers in a sequential numerical series <i>Example: 33TO7279</i> STATE-FEDERAL program DO NOT REMOVE statement. Date of manufacture (bottom)
Issued to	Livestock Markets, Slaughter Plants, and Dealers
Comments	Slaughter Cattle only. Applied with back tag glue to the shoulder of cattle being sent to slaughter.
Source	USDA, State-Federal Cooperative Program


Graphic Example:



Official USDA Ear Tag- National Uniform Eartagging System

Tag Information	Description
Program Use	All Cattle Disease Programs, All Swine Disease Programs
Material Type	Metal
Color	Silver
Species Used On	Cattle, Swine, & Cervid
Data on Front (Example)	2 number State code- 3 letter alphabetical series- 4 chronological string. Not including 23V and 23W <i>Example: 33AWR2875</i>
Data on Back (Example)	ILL (Illinois)- US Shield (United States)
Issued to	Federal & State Animal Health Officials, Accredited Veterinarians and producers.
Comments	All Programs
Source	USDA, State-Federal Cooperative Programs

Graphic Example:



Brucellosis Vaccination Tag

Tag Information	Description
Program Use	Brucellosis Vaccination
Material Type	Metal
Color	Orange
Species Used On	Cattle
Data on Front (Example)	2 Number State Code - Letter "V" and 2 Alphabetical series ("T" and "S" can be used if the "V" series runs out. 4 numbers in a chronological numerical series. Example: 33VCW2001
Data on Back (Example)	VAC US Shield
Issued to	State/Federal Employees and Accredited veterinarians performing Official Brucellosis Vaccination.
Comments	Applied in the right ear. Heifer calves vaccinated between 4 - 8 months of age in Illinois.
Source	USDA

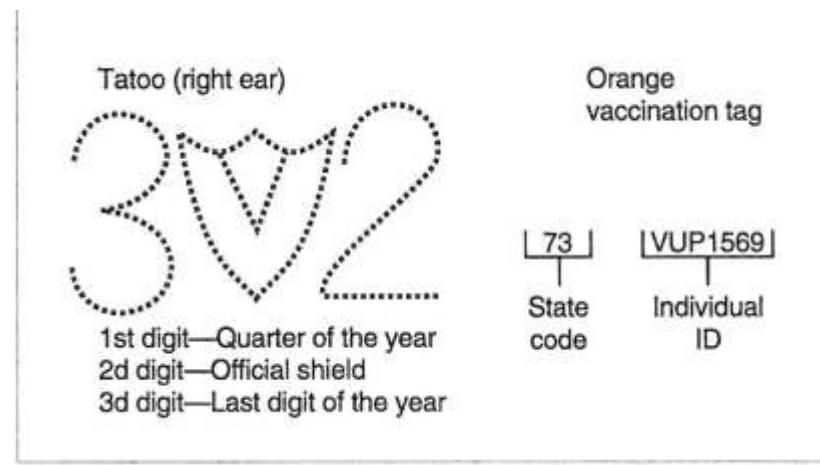
Graphic Example:



Brucellosis Calfhood Vaccination Tattoo

Tag Information	Description
Program Use	Brucellosis Vaccination
Material Type	Ink
Color	Black, Blue, Green
Species Used On	Cattle
Data on Front (Example)	First digit - Quarter of the year. Second digit - Official Shield. Third digit - Last digit of the year.
Data on Back (Example)	N/A
Issued to	State/Federal Employees and Accredited veterinarians performing Official Brucellosis Vaccination.
Comments	Used in conjunction with the orange vaccination ear tag, applied in the right ear. The tattoo is now read R V "X" to indicate the use of RB51 Vaccine. The only type available now.
Source	USDA Veterinary Services Area office supplies the "V" shield.

Graphic Example:



First digit is now an "R"

Reactor Ear Tag

Tag Information	Description
Program Use	Brucellosis, Tuberculosis
Material Type	Metal
Color	Red
Species Used on	Cattle
Data on Front (Example)	3 letters, 4 numbers- <i>Example: AAB0894</i>
Data on Back (Example)	US Reactor
Issued to	State/Federal Employees
Comments	Used when an animal tests positive for a program disease and is required to be slaughtered or destroyed.
Source	USDA

Graphic example:



Swine Back Tag

Tag Information	Description
Program Use	Pseudorabies and other swine diseases
Material Type	Paper
Color	White
Species Used on	Swine, But may also be used on other species.
Data on Front (Example)	State abbreviation - Market Code 4 numbers in a sequential numerical series <i>Example:</i> IL HV9351 State- Federal program DO NOT REMOVE statement Date of manufacture (bottom)
Issued to	Livestock Markets
Comments	Applied with back tag glue to sows & boars at livestock markets
Source	USDA, State - Federal Cooperative Program


Graphic Example:



Swine Slap Tattoo

Tag Information	Description
Program Use	Swine Disease Programs
Material Type	Mechanical Tattoo
Color	Black lettering
Species Used On	Slaughter Swine
Data on Front (Example)	3-6 digits, alphabetical and numerical, varies by livestock markets
Data on Back (Example)	Not applicable
Issued to	Livestock Market Operators
Comments	Slap tattoo is used on swine moving to slaughter. Tattoos are at least 4-characters.
Source	Private purchase by Livestock Market Operators

Graphic Example:



Premises Identification Number (PIN) Tag for Slaughter Swine

Tag Information	Description
Program Use	Swine
Material Type	Plastic
Color	Pink
Species Used On	Slaughter swine (sows and boars)
Data on Front (Example)	State postal code US shield Premises ID Number Unlawful to remove Individual Animal ID Manufacturer's Logo or trade mark.
Data on Back (Example)	Bar Code Premises ID Number
Issued to	Swine producers
Comments	Manufacturers report distribution of tags by product code to APHIS VS area office.
Source	Producers may obtain direct from authorized manufacturers.

Graphic Example:



Swine And Small Ruminant Identification Tag

Tag Information	Description
Program Use	Swine Disease Programs, Sheep & Goat Health Programs
Material Type	Metal
Color	Silver
Species Used On	Swine, Sheep, Goats, and Cervids
Data on Front (Example)	2 number State code 3 letter alphabetical series 4 number Chronological string. <i>Example: 33ZAC2976</i>
Data on Back (Example)	US Shield (United States) IL (Illinois)
Issued to	Federal & State Officials, Accredited Veterinarians
Comments	Tag is used for identification purposes for swine. The tag may also be used to identify sheep, goats and cervids.
Source	USDA

Graphic Example:



Scrapie Flock Certification Program Tag

Tag Information	Description
Program Use	Scrapie Flock Certification Program (SFCP)
Material Type	Plastic
Color	White
Species Used On	Sheep and Goats
Data on Front (Example)	Manufacturer- SFCP- US Shield Two letter state code 7 Character flock premises identification 4 numbers in a chronological numerical series for animal ID <i>See Example</i>
Data on Back (Example)	SFCP - US Shield - Unlawful to Remove Two Letter State Code 7 Character flock premises identification
Issued to	Producers that are on the SFCP Program
Comments	Purpose of program is to identify flocks that are free of Scrapie by monitoring over a period of 5 to 7 Years or longer. Tags are free to producers.
Source	USDA, State-Federal Cooperative Program

Graphic Example



Scrapie Tag Request Form:

Is this a reorder? _____

Prem ID # _____

Herd Owner Name: _____

Address: _____

City, State, Zip: _____ County: _____

Phone Number: _____

Is this address the same as the flock (herd)? _____

If no, what is the flocks address: _____

Flock ID #: _____

Type of customer: (Flock, Market, Vet, Other): _____

Number of Applicators: _____

Number of Tags Needed: _____

Plastic or Metal Tags: _____

Sheep, Goats, or Both: _____

Number Sequence (for Premise Tags only): _____

Has the caller registered their premise with the State Department of Agriculture for the National Animal Identification System: _____

If yes - what is their number: _____

If no - To register with the State, they can call 1-866-299-9256 or go online to www.agr.state.il.us/premiseid

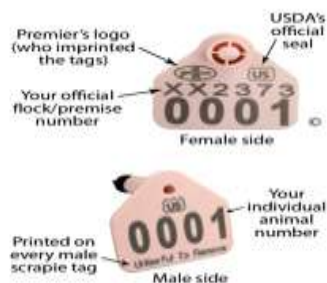
Date Information Received: ____/____/____

Initials: _____

Date Tags Ordered: ____/____/____

USDA Approved Scrapie Tag For Flocks or Herds (Dog House Style)

Tag Information	Description
Program Use	Scrapie - USDA Official Tag
Material Type	Plastic
Color	White- Other colors are available but must be purchased by producer.
Species Used On	Sheep and Goats
Data on Front (Example)	US Shield (Tag manufacture name) Two letter State Code - 1 - 7 digit number flock Identification <i>Example: XX2373 0001</i>
Data on Back (Example)	Two letter State code - 4 digit number flock Identification 8 digit (3 letters and 5 numbers) animal Identification <i>Example: XX1234</i>
Issued to	Scrapie Program: Sheep and/or goat owners.
Comments	Mandatory USDA identification program for sheep and goats. Federal requirements for official ID include: All sheep over 18 months of age; sexually intact sheep under 18 months of age that are sold for breeding or exhibition; sheep sold unrestricted; and sheep that have lambed or are pregnant. Breeding goats of any age that are registered or sold for commercial milk production and sexually intact goats of any age sold for exhibition.
Source	USDA, State-Federal Cooperative Program



Serial Tag

Tag Information	Description
Program Use	Scrapie
Material Type	Plastic (Also available in metal)
Color	White
Species Used On	Sheep and Goats
Data on Front (Example)	Manufacturer - US Shield 3 Character premises identification 5 numbers in a chronological numerical series for animal ID <small>(Serial tag; not directly linked to a premises)</small> <i>Example: ILA56226</i>
Data on Back (Example)	US Shield Unlawful to Remove
Issued to	Markets, Dealers, Slaughter Plants and Veterinarians
Comments	To identify sheep and goats as an agent for an owner or producer. Tags are free.
Source	USDA, State-Federal Cooperative Program


Graphic Example



USDA Approved Scrapie Tag Dog House Tag Style- Slaughter Only (Serial)

Tag Information	Description
Program Use	Scrapie- USDA official tag.
Material Type	Plastic (Also available as metal)
Color	Blue
Species Used On	Sheep and Goats
Data on Front (Example)	Manufacturer - US Shield 3 Character premises identification 5 numbers in a chronological numerical series for animal ID <i>Example: ILA43861</i>
Data on Back (Example)	US Shield MEAT ONLY Unlawful to Remove
Issued to	Producers, Markets, Dealers, Slaughter Plants and Slaughter Plants
Comments	Tags are used on sheep and goats that are in slaughter channels. This tag must be used at livestock markets or by dealers to identify sheep and goats when the flock of origin is unknown and the animals are sent directly to slaughter. (Note: Meat only tags can be made with Flock/Herd ID on them.)
Source	USDA, State-Federal Cooperative Program

Graphic Example:



Official Scrapie Tattoo- Premises Assigned Flock Tattoo

Tag Information	Description
Program Use	Scrapie
Material Type	Ink
Color	Black, Blue or Green Ink
Species Used On	Sheep and Goats
Data on Front (Example)	Right ear herd ID Left ear birth year and animal ID
Data on Back (Example)	N/A
Issued to	Sheep and Goats
Comments	Tattoos must be legible. Tattooing of the assigned premises ID number in the ears or tail web.
Source	USDA

Graphic Example:



Scrapie Identification Requirements for Sheep and Goats

Records of animals handled:

Persons who purchase, acquire, sell, or dispose of sheep and goats that are required to be identified by the regulations in 9 CFR 79.2 and 79.3 must officially indentified the animals as to their premises of birth of origin if they are not already officially identified. (Persons may not sell or dispose of unidentified animals that are required to be identified unless arrangements have been made with the person acquiring the animals to act as his or her agent to indentify the animals. Persons may not purchase or acquire identified animals that are required to be identified unless they identify them while acting as an agent for the person disposing of the animals.)

Persons, who purchase, acquire, sell or dispose of sheep and goats, whether or not the animals are required to be identified, must maintain business records (such as yarding receipts, sale tickets, invoices, and waybills) for 5 years. These records must include the information described in number “3” below, “Records required of persons who purchase, acquire, sell or dispose of animals.”

For the purpose of officially identifying animals that are changing ownership, the person purchasing or acquiring the animals may act as an agent for the person disposing of or selling these animals.

Animals that lose their official Identification may be retagged, provided that all possible flocks of origin are listed in the record describing the new identification that is applied.

Low-risk commercial sheep, as well as goats that would qualify as commercial low-risk goats except for their being commingled with low-risk commercial sheep, may be identified using an official premises ear tag rather than a registered brand.

Records Required of Persons Who Apply Official Identification to Animals

Persons who apply official identification assigned directly to the owner of the premises of origin of the animal must maintain the following records:

- (1) The date the animals were officially identified.
- (2) The number of sheep and the number of goats identified.
- (3) The premises number of serial numbers applied. (Note: Preexisting tags do not have to be recorded, although this is encouraged.)
- (4) For animals born after January 1, 2002, in another flock and not already identified to flock of birth, the name and address of the owner of the flock of birth, if known.

Veterinarians, dealers, or market personnel who apply official identification that is not assigned to the owner of the premises of origin of the animal in the Scrapie National Generic Database (SNGD) must maintain the following records.”

- (1) For animals that have official identification:
 - (a) The date tagged.
 - (b) The number of sheep and the number of goats identified.
 - (c) The serial numbers applied. (Note: Preexisting tags do not have to be recorded although recording them is encouraged.)
 - (d) The name and address of the person who owns the animals.
- (2) For animals without official identification:
 - (a) The date tagged.
 - (b) The number of sheep and the number of goats identified.
 - (c) The serial numbers applied.
 - (d) The name and address of the owner of the flock of origin.
 - (e) If the person who currently owns the animals is different from the owner of the flock of origin, and if the animals were born after January 1, 2002, the name and address of the owner of the flock of birth, if known.

Records Required of Persons Who Purchase, Acquire, Sell, or Dispose of Animals

- a. Persons who purchase or acquire sheep or goats must maintain normal business records that include the following information:
 - (1) The number of animals purchased or acquired.
 - (2) The date of purchase or acquisition.
 - (3) The name and address of the person from whom the animals were purchased or otherwise acquired.
 - (4) The species and breed or class of animal.
 - (5) A copy of the brand inspection certificate for animals officially identified with brands or ear notches.
 - (6) CVI when required.
- b. Persons who sell or dispose of sheep or goats must maintain normal business records that include the following information:
 - (1) The number of animals sold or disposed of.
 - (2) The date of sale.
 - (3) The name and address of the buyer or person who acquired the animals.
 - (4) The species and breed or class of animal.
 - (5) A copy of the brand inspection certificate for animals officially identified with brands or ear notches.
 - (6) CVI when required.

Keeping of records

Each person required to keep records under this paragraph must maintain the records for at least 5 years after the person has sold or otherwise disposed of the sheep or goats to another person. This records-retention requirement may be extended for such further period as the Administrator may require by written notice to the person, for purposes of any investigation or action involving the sheep or goat identified in the records. The person must make the records available for inspection and copying during ordinary business hours (8 am to 5:30 pm., Monday through Friday) by any authorized USDA or State employee upon that employee's request and presentation of his or her official credentials.

State Requirements for Scrapie ID in Goats

All sheep and goats moving within Illinois must be officially identified to their herd/flock of birth. If flock or herd of birth is not known, then they must still be officially identified to that producer or by a livestock dealer/market and then move directly to slaughter. Complete information is available at www.agr.state.il.us or by contacting:

Illinois State Veterinarian

Dr. Mark Ernst, DVM
Ph: 217-782-4944
E-mail: mark.ernst@Illinois.gov

USDA Animal Plant Health Inspection Services Veterinary Services

Scrapie Epidemiologist:

Dr. Rick Jones
Ph: 217-494-2600
E-mail: rick.l.jones@aphis.usda.gov

Illinois Area Veterinary Services Office (USDA APHIS VS)

USDA APHIS VS
3410 Hedley Rd.
Springfield, IL 62711
PH: 217-547-6030
Fax: 217-547-6031

Helpful tips:

The following posters were created to help the general public to understand the requirements for the movement of sheep and goats intrastate as well as interstate in Illinois.

SHEEP AND GOAT DEALERS, HAULERS AND BUYERS



**Do not mix sheep
or goats from
different sources
until they have
official ID –
It's the law!**



Illinois Diseased Animal Act states:

All sheep and goats moving within Illinois must be officially identified to the herd or flock of birth.

Except for:

- Sheep or goats moving directly from the farm to an auction or market.
- Sheep under 18 mos. of age moving directly to slaughter that have not lambed or are not pregnant.
- All goats moving directly to slaughter.

** Please note:**

- Livestock dealers bringing sheep and/or goats into Illinois, and ***NOT*** going directly to a recognized slaughter plant, must have a Certificate of Veterinary Inspection (CVI). The CVI needs all of the official ID for each sheep and/or goat and an Illinois permit number on it.
- ***Do Not:*** Co-mingle sheep and/or goats from different flocks or herds unless they have official identification or they are exempt per the exceptions above.
- The first Illinois dealer, auction, or market receiving producer sheep and/or goats will be responsible for ensuring that the Illinois Sheep and Goat Owner/Seller Statement form is completed. Subsequent completion of this form for the same sheep and/or goats is not required, unless the official ID has been lost.

Official ID includes:

- Plastic or metal tags with a USDA shield on the tag.
- Legible registry tattoos, if registration papers accompany the animal.
- Legible premises assigned official tattoos.

Official serial tags are available to livestock dealers and auctions/markets for **FREE** from USDA APHIS Veterinary Services. When applying these tags, a record is to be kept of *who, what, when, where* for five (5) years.

To order free official ear tags for sheep and goats call:

Janice Ferguson, Veterinary Records Technician

or


John "JEB" Boyd, Animal Identification Coordinator

USDA APHIS VS at: 217-547-6030

or

Toll free: 1-866-USDA-TAG

Slaughter Plants In Illinois



Sheep arriving
without official ID?

Report it to: USDA
APHIS Veterinary
Services -

It can keep you out of
trouble!



Federal Regulation Requires:

All mature adult sheep must be officially ID'ed. Official ID includes:

- Tags with a USDA shield on them (plastic or metal)
- Tags with a map of the US and "SFCP" on them
- Flock number & animal number tattoos (e.g. IL1234-0026)
- USDA approved head tags that are glued on.

Livestock purchase records are to be kept for two (2) years

If you receive mature adult sheep without official ID you will need to report the lot to: USDA APHIS VS personnel. The information needed is:

- Plant number and name
- Date sheep arrived
- Number of mature adult sheep in the lot
- Number that didn't have official ID
- Who brought the sheep to the plant

** Please Note**

Per Illinois regulations" **ALL** sheep and goats moving within Illinois (ie. Through an Illinois auction market or buying station) must be officially identified to its flock or herd of birth. Depending on where your sheep and goats are purchased, determines if "all ages" will be officially identified or just the mature adult sheep at least 18 months of age and any sheep that have lambed.

RSSS participating plants: set up a "missing ID" reporting method with your VS Animal Health Technician. We want to make this easy!

Plants rarely getting mature adult sheep: call or email the information to:

Dr. Rick Jones, Area Scrapie Epidemiology Officer
217-494-2600

Rick.L.Jones@aphis.usda.gov

or

USDA APHIS VS Illinois Area Office
217-547-6030



SHEEP AND GOAT OWNERS

**"Baah"
Don't forget
my official
tag!**

**Official
identification of
sheep and
goats.
It's the law!**



When sheep and goats are moving within Illinois you are subject to follow the Illinois Diseased Animal Act. Section 85.80c.

The act states:

- All sheep and goats moving within Illinois must be officially identified to the herd or flock of birth.
 - An exception would be moving from farm directly to a slaughter establishment.
 - This act does allow sheep and goats to be identified at the market or auction.

Official ID includes:

- Plastic or metal tags with a USDA shield on the tag.
- Legible registry tattoos, if registration papers accompany the animal.
- Legible premises assigned official tattoos.

Interstate movement:

- Sheep and goats moving across state lines from farm to farm **DO** need a Certificate of Veterinary Inspection (CVI), which will require an official ID.
- Sheep and goats, moving interstate to a USDA approved auction market, **DO NOT** need a certificate of Veterinary Inspection. But you are still encouraged to have them already officially identified upon arrival. (You may have to pay extra if the market has to tag your animals for you.)

Official ID tags and tag applicators are available for FREE from the USDA APHIS Veterinary Services area office. For more information or to apply for a Flock/Herd number and/or to order FREE official ear tags, call:


**Janice Ferguson, Veterinary Records Technician
or
John "JEB" Boyd, Animal Identification Coordinator,
USDA APHIS VS at 217-547-6030
or
Call toll free: 1-866-USDA-TAG**

Animal Identification Number (AIN)

Radio Frequency Identification Devices (RFID)

Tag Information	Description
Program Use	All animal Identification Programs
Material Type	Plastic: with or without RFID
Color	Any color
Species Used On	All species except equine.
Data on Front (Example) Female side of tag	US Shield Manufacturer 15 digit numerical code 840 indicates USA source 985, 977, 982
Data on Back (Example) Male side of tag	Imprinting the AIN on the male tag is optional. When the AIN tag is imprinted on the male tag, the tag set is packaged in containers or trays to keep the front and back tag pieces together as a pair before being applied.
Issued to	All state registered premises.
Comments	Tags with RFID must have all 15 digits of the AIN printed on the tag pieces that contain the transponder.
Source	USDA, direct from authorized tag manufacturers.

Graphic Example:



Equine ID

Equine Lip Tattoo

ID information	Description
Program use	N/A
Material Type	Tattoo
Color	Black/Green
Species Used On	Equine
Data on Front (example)	N/A
Data on Back (example)	N/A
Issued to	N/A
Comments	Letter indicates the birth year of horse, and the numbers correspond to the numbers found on the registration certificate.

Photographic example:



Federal Equine Back Tag

ID Information	Description
Program use	Equine Programs
Material Type	Paper
Color	Florescent Green
Species Used On	Equine
Data on Front (example)	USAA, Barcode, 4 number chronological string, STATE FEDERAL DO NOT REMOVE
Data on Back (example)	Blank
Issued to	Livestock Markets and dealers
Comments	USDA Back Tag "Eight Digits- Green" (ie. USAA0056) See 9 CFR Part 88. Used on slaughter equine to Canada. Exports to Canada also require use of manmade ID.
Source	USDA

Example of tag:



Equine Microchip Implants

Implant Site:

The microchip is implanted on the left hand side of the horse's neck, within the nuchal ligament in its middle third or at the halfway point between the ears and the withers.

Check the integrity of the sterile pack.

Verify transponder operation with Pocket Reader (see Operator's Manual) prior to insertion.

1. Scan the horse's neck to ensure that there isn't already a microchip implanted. *(All Thoroughbred horses born after 1999 should already have an Identipet microchip.)*

2. Apply an antiseptic anti-microbial preparation.

3. Position the implant needle 45° to the skin surface. Pierce the skin.

Once the skin is penetrated, penetrate tissue until the needle is inserted to the hub.

4. Push the thumb button forward until fully extended.

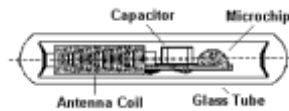
Withdraw the needle slowly.

Ensure that the transponder has been injected, and is not withdrawn with the needle.

5. Apply pressure to the implant site and hold for a few seconds.

6. Scan the horse to confirm the implant.

Complete the Registration Form in full after implanting the microchip, ensuring that the information is correct and legible.



Poultry Leg Bands

Tag Information	Description
Program Use	Poultry
Material Type	Metal
Color	Silver
Species Used On	Avian
Data on Front (Example) Female side of tag	2 Letters 4 numbers
Data on Back (Example) Male side of tag	N/A
Issued to	Federal and State animal health officials
Comments	Used for individual identification
Source	State

Graphic Example:



Seals

Button Seal

Tag Information	Description
Program Use	All program testing.
Material Type	Metal
Color	Yellow top, silver bottom
Species Used On	All programs.
Data on Front (Example)	USDA 6 Numbers APHIS
Data on Back (Example)	N/A
Issued to	State/Federal Animal Health Officials
Comments	Used to secure a shipment of test samples going to NVSL (National Veterinary Services Laboratory)
Source	USDA

Graphic Example:



Ball Seal

Tag Information	Description
Program Use	All program testing.
Material Type	Metal
Color	Yellow top, silver bottom
Species Used On	All programs
Data on Front (Example)	USDA APHIS 6 Numbers
Data on Back (Example)	N/A
Issued to	State/Federal Animal Health Officials
Comments	Used to secure a shipment of animals moving under permit.
Source	USDA

Graphic Example:



State codes, numerically arranged

11	ME	Maine	56	SC	South Carolina
12	NH	New Hampshire	57	GA	Georgia
13	VT	Vermont	58	FL	Florida
14	MA	Massachusetts	61	KY	Kentucky
15	RI	Rhode Island	63	TN	Tennessee
16	CT	Connecticut	64	AL	Alabama
21	NY	New York	65	MS	Mississippi
22	NJ	New Jersey	71	AR	Arkansas
23	PA	Pennsylvania	72	LA	Louisiana
31	OH	Ohio	73	OK	Oklahoma
32	IN	Indiana	74	TX	Texas
33	IL	Illinois	81	MT	Montana
34	MI	Michigan	82	ID	Idaho
35	WI	Wisconsin	83	WY	Wyoming
41	MN	Minnesota	84	CO	Colorado
42	IA	Iowa	85	NM	New Mexico
43	MO	Missouri	86	AZ	Arizona
45	ND	North Dakota	87	UT	Utah
46	SD	South Dakota	88	NV	Nevada
47	NE	Nebraska	91	WA	Washington
48	KS	Kansas	92	OR	Oregon
50	DE	Delaware	93	CA	California
51	MD	Maryland	94	PR	Puerto Rico
52	VA	Virginia	95	HI	Hawaii
54	WV	West Virginia	96	AK	Alaska
55	NC	North Carolina			

